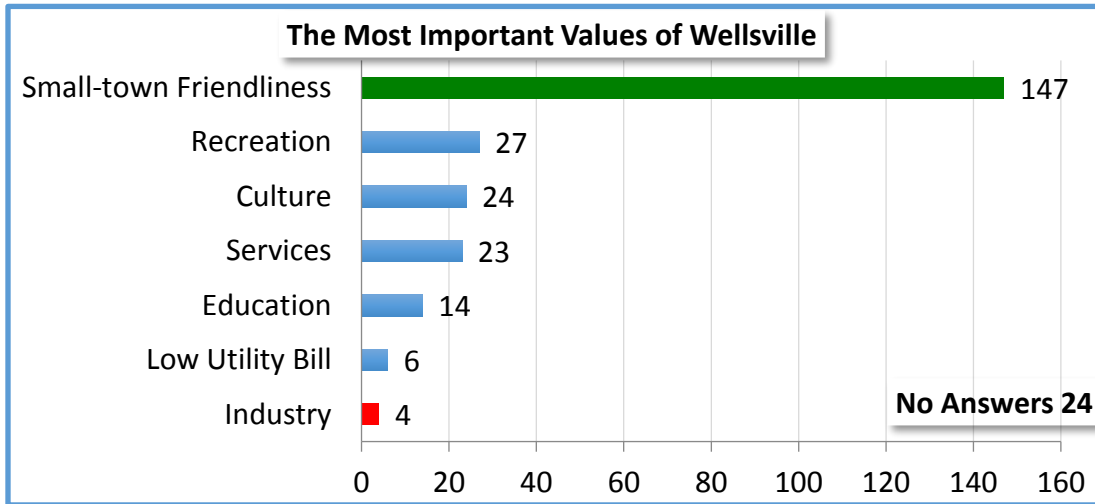
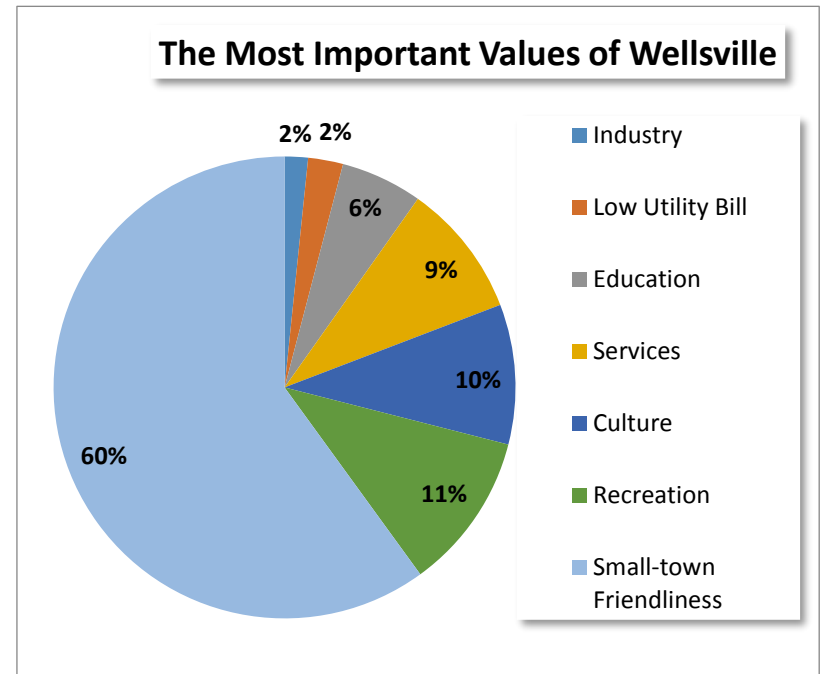


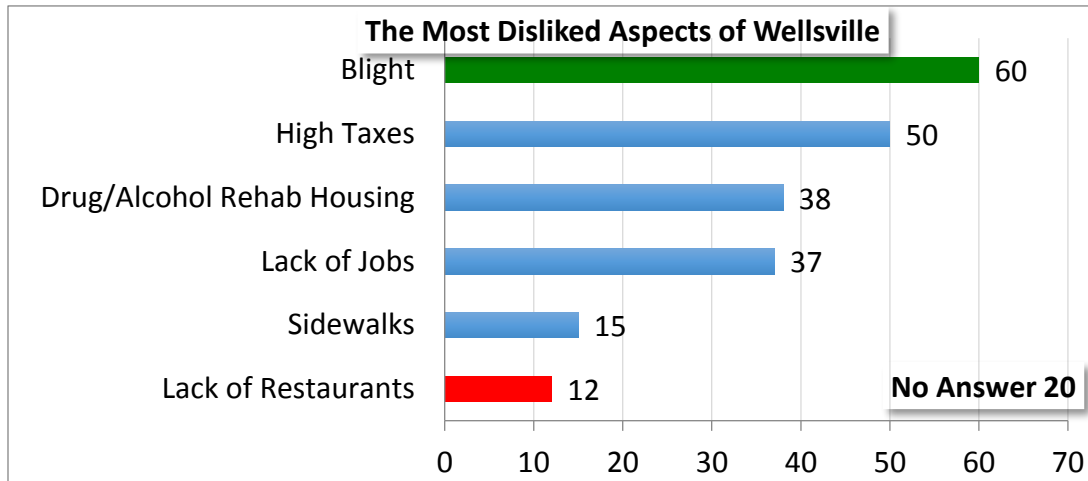
## Question 1 - What do you like about your community?



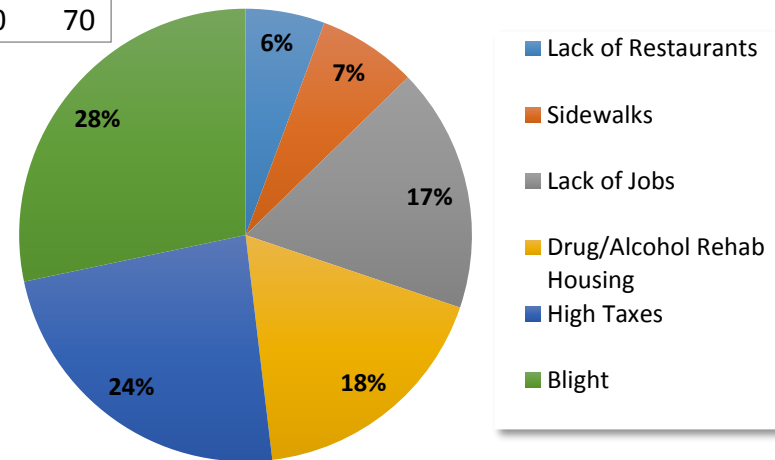
Question 1 - Most Important Values		
Suggested Changes	Suggestions	Percentage
Small-town Friendliness	147	60
Recreation	27	11
Culture	24	10
Services	23	9
Education	14	6
Low Utility Bill	6	2
Industry	4	2
<b>Total</b>	<b>245</b>	<b>100</b>



## Question 2 - What do you dislike about your community?



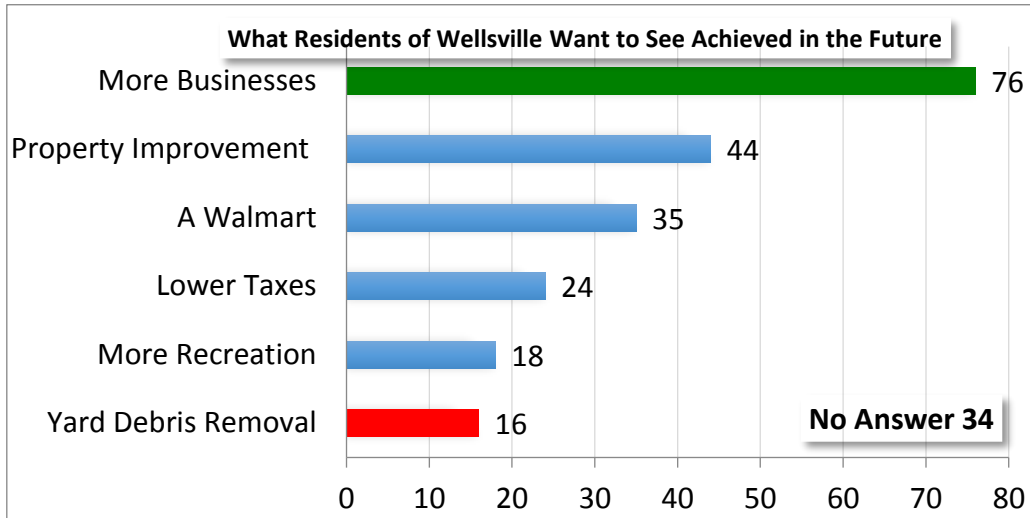
## The Most Disliked Aspects of Wellsville



### Question 2 - Most Disliked Aspects

Suggested Changes	Suggestions	Percentage
Blight	60	28
High Taxes	50	24
Drug/Alcohol Rehab Housing	35	18
Lack of Jobs	24	17
Sidewalks	18	7
Lack of Restaurants	16	6
Total	203	100

### Question 3 - What would like your community to achieve in the future?



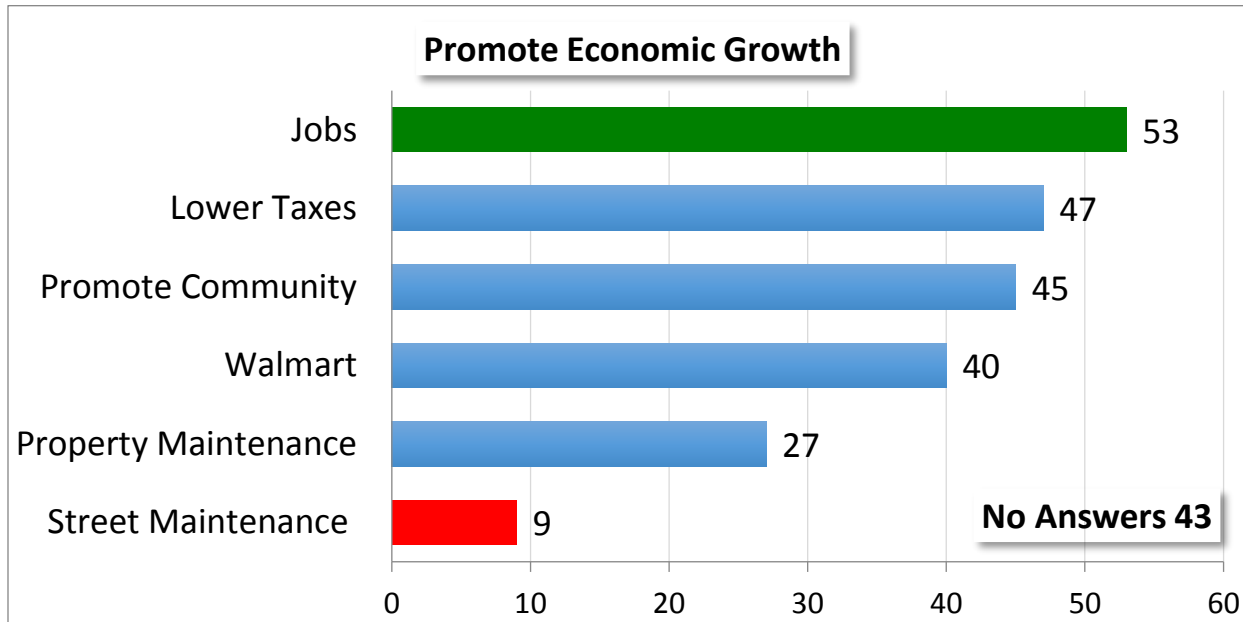
Question 3 - Achievement in the Future		
Suggested Changes	Suggestions	Percentage
More Business	76	36
Property Improvement	44	21
A Walmart	35	16
Lower Taxes	24	11
More Recreation	18	8
Yard Debris Removal	16	8
<b>Total</b>	<b>213</b>	<b>100</b>

### Question 3a - What are some issues to achieve this goal?

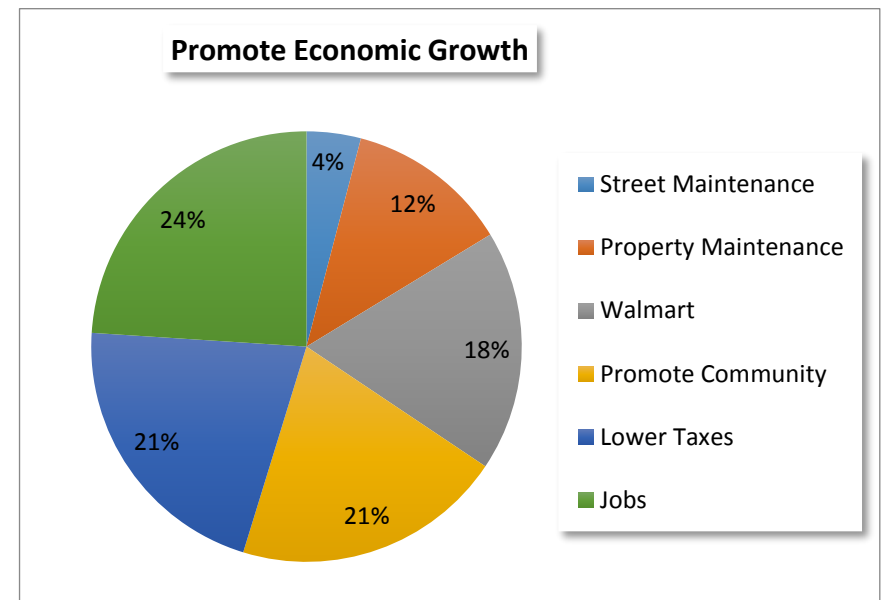


Question 3a - Overcoming Issues	
Lower Expense/Taxes	44
Community Effort Together	30
Update Fees and Codes	14
Create a Sidewalk Fund	5
Category 5	4

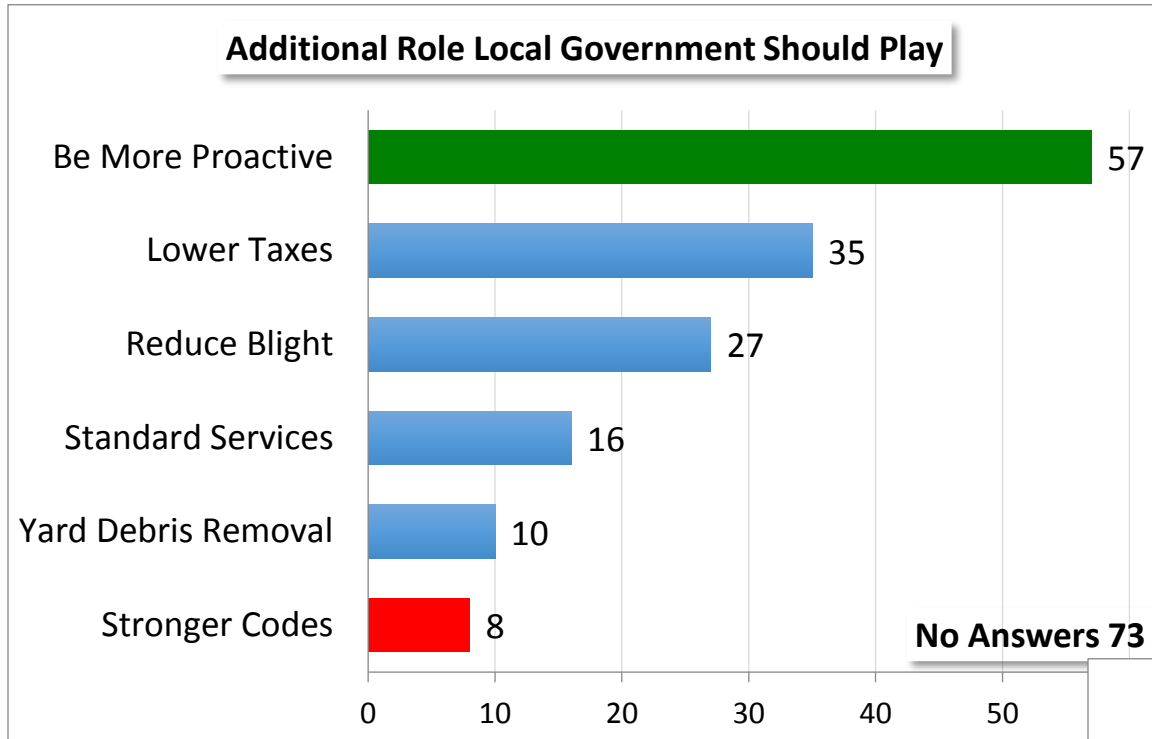
## Question 4 - What do you think would help promote economic growth?



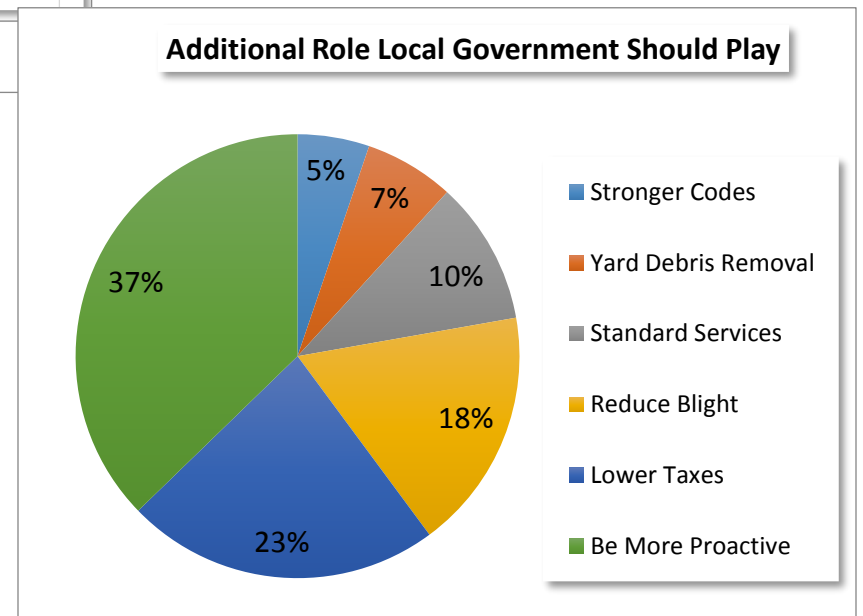
Question 4 - Promote Economic Growth		
Suggested Changes	Suggestions	Percentage
Jobs	53	24
Lower Taxes	47	21
Promote Community	45	21
Walmart	40	18
Property Maintenance	27	12
Street Maintenance	9	4
Total	221	100



## Question 5 - What additional role should local government play?

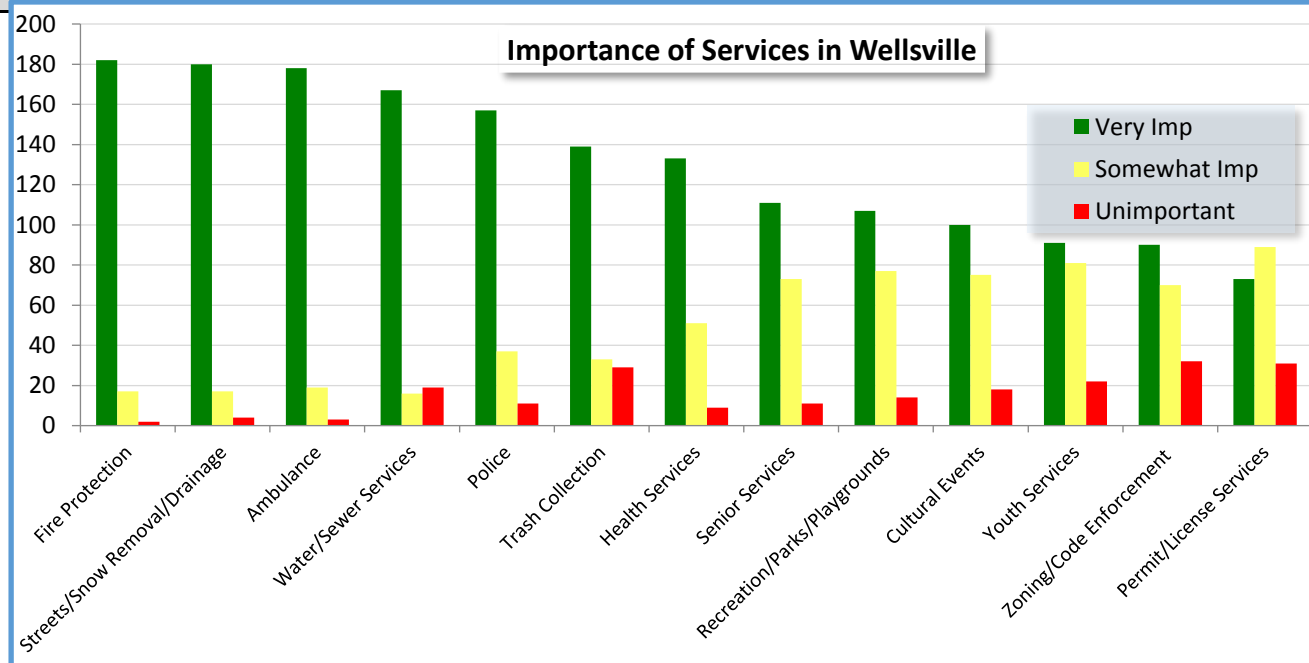


Question 5 - Additional Role of Government		
Suggested Changes	Suggestions	Percentage
Be More Proactive	57	37
Lower Taxes	35	23
Reduce Blight	27	18
Standard Services	16	10
Yard Debris Removal	10	7
Stronger Codes	8	5
Total	153	100

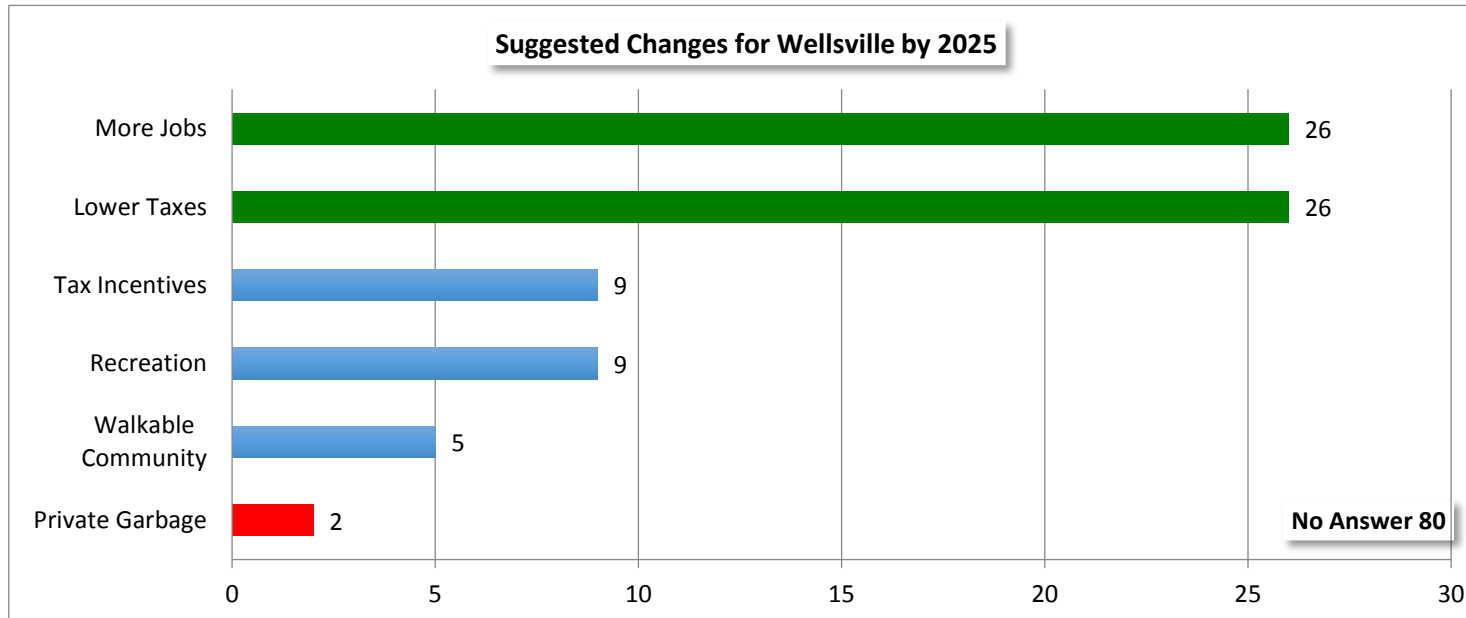


## Question 6 - Importance of Services in Wellsville

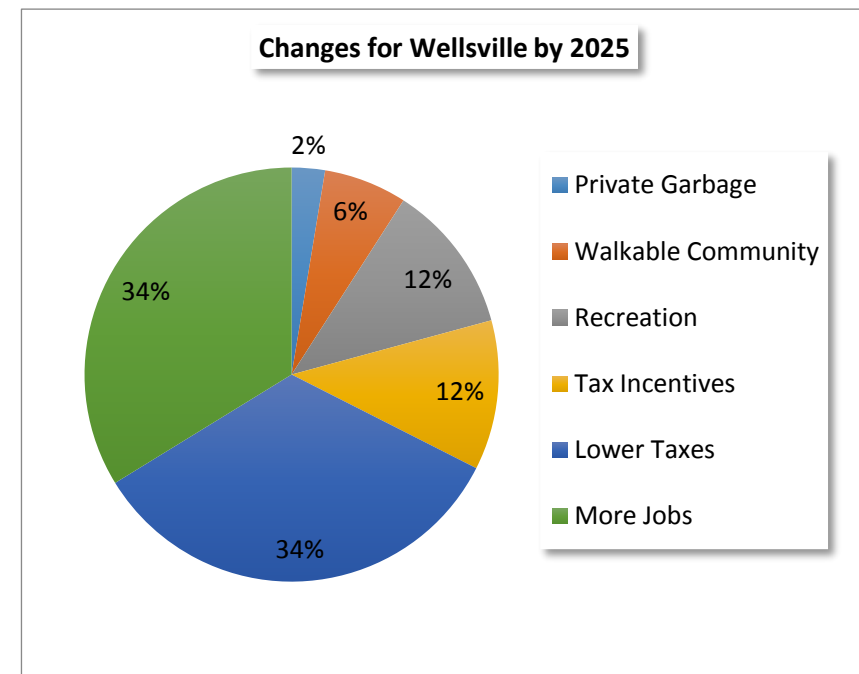
Question 6 - Importance of Service in Wellsville				
Service	Very Imp	Somewhat Imp	Unimportant	No Answer
Fire Protection	182	17	2	6
Streets/Snow Removal/Drainage	180	17	4	6
Ambulance	178	19	3	7
Water/Sewer Services	167	16	19	5
Police	157	37	11	2
Trash Collection	139	33	29	6
Health Services	133	51	9	14
Senior Services	111	73	11	12
Recreation/Parks/Playgrounds	107	77	14	9
Cultural Events	100	75	18	14
Youth Services	91	81	22	13
Zoning/Code Enforcement	90	70	32	15
Permit/License Services	73	89	31	14



## Question 7 - What specific changes should be considered?



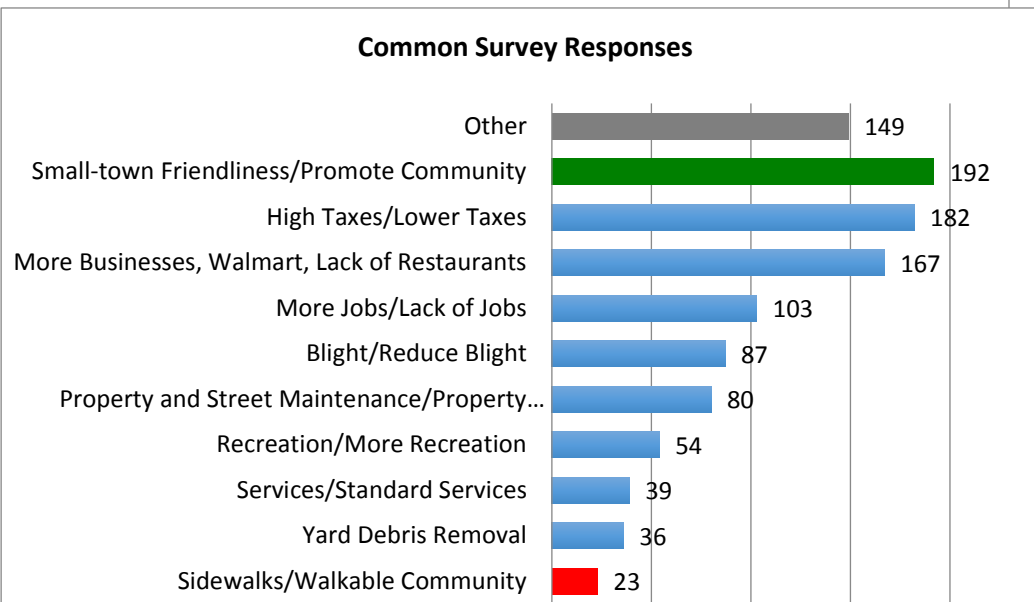
Question 7 - Suggested Changes		
Suggested Changes	Suggestions	Percentage
Lower Taxes	26	34
More Jobs	26	34
Recreation	9	12
Tax Incentives	9	12
Walkable Community	5	6
Private Garbage	2	2
<b>Total</b>	<b>77</b>	<b>100</b>



## Summary - Survey Analysis

Common Survey Responses		
Topic	Occurrence	Question
Sidewalks/Walkable Community	23	Q:2 Q:7
Yard Debris Removal	36	Q:3 Q:5
Services/Standard Services	39	Q:1 Q:5
Recreation/More Recreation	54	Q:1 Q:2 Q:7
Property and Street Maintenance/Property Improvement	80	Q:3 Q:4
Blight/Reduce Blight	87	Q:2 Q:5
More Jobs/Lack of Jobs	103	Q:2 Q:4 Q:7
More Businesses, Walmart, Lack of Restaurants	167	Q:1 Q:2 Q:3 Q:4 Q:5 Q:7
High Taxes/Lower Taxes	182	Q:2 Q:3 Q:4
Small-town Friendliness/Promote Community	192	Q:2 Q:3 Q:4 Q:5 Q:7
Other	149	Q:1 Q:4
<b>Total</b>	<b>1112</b>	<b>Q:1 Q:2 Q:3 Q:4 Q:5 Q:7</b>

\* Excludes Q:6 and Q:3a



**Common Responses Throughout Survey**

